



JR Sales & Letting

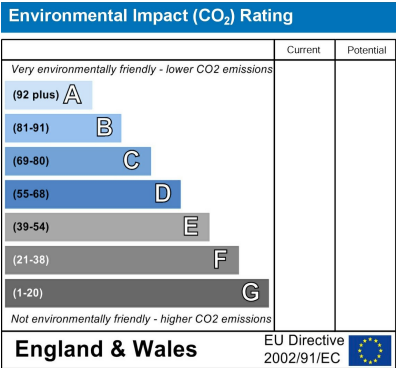
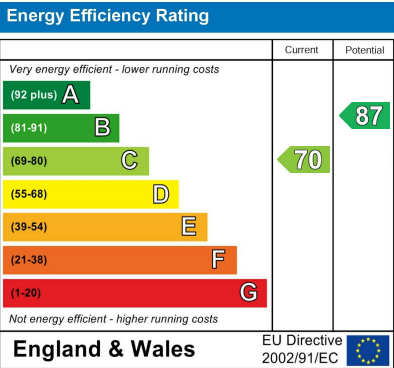
**Northaw Road West
Northaw**



**£450,000
Freehold**

A 1930's 3 bedroom Semi detached property with countryside views. It has a large front garden with room to park vehicles. A large patio area & 75ft approx. Garden to the rear. The Village of Northaw has a primary school, a village hall & a private Nursery school, The community Orchard hosts a Variety of activities which is next to a scout headquarters. The Village Church sits near a pretty village green along with the two public houses. There is a children's Play Park, a village pond, and many footpaths to explore.

- Gas Heating & Double Glazing
 - Conservatory
 - Amazing Views
 - Village Location
 - Three Bedrooms
 - En-suite Shower
- Ground Floor Bathroom
 - Parking
- 75ft Rear Garden
- Front Garden



Front

Vehicle access to park multiple cars. Laid lawn with a hedge border.

Entrance

Opaque double glazed entrance door to the:-

Hallway

Laminate wooden floor. Door to the:-

Living Room

13' x 14'
Georgian style double glazed window to the front. Laminate wooden floor. Double radiator. Wall lights.

Kitchen

10' max x 8'
Georgian style double glazed window to the rear. Recently fitted wall mounted Baxi combi boiler. Range of wall and base fitted units with roll edge work surfaces over incorporating a stainless steel sink with drainer. Plumbing for washing machine. Plumbing for dishwasher. Space for cooker. Space for fridge freezer. Tiled splash backs. Extractor fan. Laminate wooden floor. Doorway to:-

Inner Lobby

Radiator. Opaque double glazed door to the conservatory. Built in cupboard under stairs housing meters. Saloon doors to the:-

Bathroom

Opaque double glazed window to the rear. Mid flush toilet. Panel bath with Triton electric shower over. Vanity wash hand basin. Double radiator. Extensively tiled walls.

Conservatory

12'2 x 10'
Double glazed. Laminate wooden floor. Double radiator. French doors to the garden.

First floor

Georgian style double glazed window to the side. Access to loft space. Doors to:-

Loft

Part-boarded.

Garden

Large patio area with steps down to the garden. Mainly laid to lawn with shrub and flower borders. Greenhouse. Timber shed. Brick built shed. Side access.

Bedroom 1

10'9 from the front of the fitted wardrobes x 10'1
Georgian style double glazed windows to the front with views. Radiator. Range of fitted wardrobes. Built in cupboard over the stairs. Door to:-

En-suite Shower

Low flush W.C. with push button flush. Quadrant shower cubicle with electric Triton shower. Vanity wash hands basin with mixer tap. Tiled splash back. Built in storage cupboard.

Bedroom 2

11' x 7'6
Georgian style double glazed window to the rear with lovely views towards Cuffley. Radiator. Fitted wardrobes with bed recess and headboard.

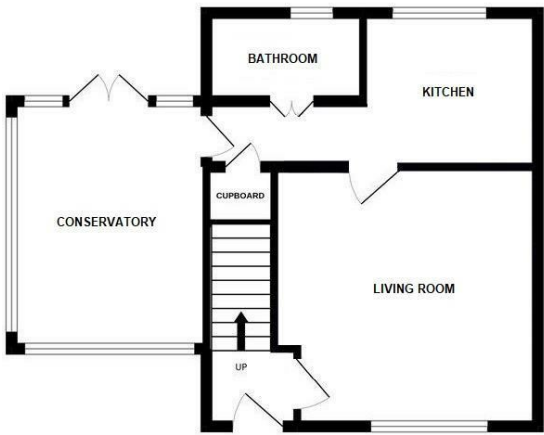
Bedroom 3

8'1 x 8'3
Georgian style double glazed window to the rear. Fitted wardrobe and desk. Radiator.

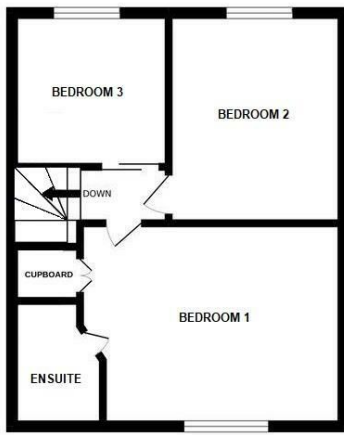








GROUND FLOOR



FIRST FLOOR

